

Components

1. Transparent Cover
2. Carry Handle
3. Water Tank Cap
4. Wheels
5. Display Lights
6. Mains ON/OFF Switch
7. Steam Hose Socket



Accessories

Standard Accessories

1. AC8000135: Hose SVD 2.5m
2. AE0000011: Extension Tube S/V 500mm
3. AC8000047: Extension Tube S/V Short 250mm
4. AC8000034: Floor Tool S/V 300mm
5. AC8000025: Insert Dual Squeegee 300mm
6. AC8000012: Insert S/V Carpet Glider 300mm
7. AC8000026: Insert Bristled 300mm
8. AC8000027: Suction Tool S/V 150mm
9. AC8000030: Insert Bristled 150mm
10. AC8000029: Insert Window Squeegee 150mm
11. AC8000028: Insert Window Squeegee 250mm
12. AC0000009: Scraper
13. AC0010001: Brush Round Nylon 60mm
14. AC0010023: Brush Round Stainless Steel 30mm
15. AC0010025: Brush Round Stainless Steel 38mm
16. AC0010022: Brush Round Nylon 30mm
17. AC0010021: Brush Round Nylon 38mm
18. AC8000024: Nozzle Detail w/ Extension
19. AC8000023: Nozzle S/V Detail
20. AC0050002: Nozzle Vac Vertical
21. AC0050001: Nozzle Vac Horizontal
22. AC0020004: Microfibre Sockette Small
23. AI0000019: Bottle with non-spill cap 800ml
24. AC0000003: Anti-limestone Spray 50ml
25. TO3300002: Tool Boiler Drain Nut



Optional Accessories

AI0000411 Trolley SV8D Grey 4 Wheel No Bottle



AC8000094: Trolley SV8D Skywalker Infinite Grey.....



AC0010023 Brush Round Stainless Steel 30mm.....




AC0010020 Brush Round Brass 30mm.....



AC8000040 Mop Head Wall 250mm +
AC0020001 Microfibre Mop Pad Wall 250mm.....



AC8000016 Mop Head Floor 390mm +
AC00200012 Microfibre Floor Mop Pad 390mm Velcro



AC8000067 Upholstery Tool.....





Accessories Guide



Floor Steam + Vacuum Tool

	 <p>AC8000034 Floor Tool S/V 300mm</p> <p>AC8000025 Insert Dual Squeegee 300mm</p> <p>AC8000012 Insert S/V Carpet Glider 300mm</p> <p>2 x AE0000011 Extension Tube S/V 500mm</p>	<p>For hard floor surfaces such as:</p> <ul style="list-style-type: none"> - Tiles - Marble - Most sealed hardwood - Linoleum & Vinyl - Carpets - Non-slip surfaces <p>First, use high steam pressure to lift dirt off the floor. Then disengage the steam and turn on the vacuum to suck the floor dry.</p> <p>When using with carpets, set steam pressure to medium and vacuum level to high.</p>
---	---	---

Triangular Brush (Optional Accessory)

	 <p>AC8000061 Triangular Brush S/O Red Bristles</p> <p>AC8000041 Adapter S/V to S/O</p> <p>Microfibre Cloth</p>	<p>For cleaning skirting boards, kitchen benchtops, underneath kitchen cabinets, rangehoods, car interior and other areas.</p> <p>Use the brush and steam to remove dirt on hard surfaces only.</p> <p>If using on gentle upholstery surfaces such as leather, wrap the triangular brush with a microfibre cloth to steam clean.</p>
---	--	--

Detailing Extension

	 <p>AC8000024 Nozzle Detail w/Extension</p>	<p>For cleaning and sanitizing areas such as:</p> <ul style="list-style-type: none"> - Sinks - Toilets - Car interior & exterior - Hard to reach nooks & crannies
---	--	---

150mm S/V Head

	 <p>AC8000027 Suction Tool SV 150mm</p> <p>AC8000029 Insert Window Squeegee 250mm</p> <p>AC0020004 Small Sockette 150mm</p>	<p>As window squeegee function: Attach the AC8000029 squeegee insert. Spray a stream of steam in a circular motion onto the glass surface, then use the rubber squeegee part to remove water condensation and clean the surface. Turning on the vacuum helps sucking excess water droplets while cleaning.</p> <p>If using in areas with frosty climates, warm the windows or mirrors by spraying a high stream of steam for a slightly prolonged time before cleaning.</p> <p>As flat surface cleaner: Attach small sockette. Use medium steam level and wipe across surface. Suitable for doors, kitchen benchtops and upholstery.</p>
---	--	--

S/V Detailing Nozzle + Small Nylon Brush



AC8000023 Nozzle S/V
Detail



2 x AE0000011
Extension Tube S/V
500mm



AC0010022 Brush Round
Nylon 30mm

Optional Accessories:



AC0010023 Brush Round
Stainless Steel 30mm



AC0010020 Brush Round
Brass 30mm

For detail cleaning in kitchens, bathrooms and other areas:

- Tile grouts (walls and floors)
- Drains
- Cooktops
- Bathtubs

For best results, hold brush on angle to clean sides of the grout line, and then tilt in other direction to clean the other side of the grout line. Turn the detergent function on for cleaning tougher grout stains.

Optional stainless steel and/or brass brushes can be fitted onto the detailing nozzle to scrub off certain hard-to-remove stains in nooks and crannies. Stainless steel is particularly effective on grout. Be wary that the stainless steel and brass brushes may scratch certain surfaces, leaving unwanted scratch marks. Always test areas in an inconspicuous spot before proceeding.




Floor Mop Head + Microfibre Mop Pad (Optional Accessory)

	   	<p>AC8000016 Mop Head Floor 390mm</p> <p>AC0020012 Microfibre Mop Pad Floor 390mm</p> <p>AC8000041 Adapter S/V to S/O</p> <p>2 x AE0000011 Extension Tube S/V 500mm</p>	<p>For cleaning non-carpeted hard-floor surfaces.</p> <p>Use medium steam flow and move forwards and backwards quickly over the floor surface.</p>
---	--	---	--

Wall Mop Head + Microfibre Mop Pad (Optional Accessory)

	   	<p>AC8000040 Mop Head Wall 250mm</p> <p>AC0020001 Microfibre Mop Pad Wall 250mm</p> <p>AC8000041 Adapter S/V to S/O</p> <p>2 x AE0000011 Extension Tube S/V 500mm</p>	<p>For hard wall surfaces and ceilings. Used for cleaning dirt, dust and food stains off walls. Can also be used to sanitise walls in kitchens and other areas.</p>
--	---	---	---

Upholstery Tool (Optional Accessory)

 		<p>AC8000067 Upholstery Tool</p>	<p>For cleaning fabric upholsteries such as sofas, office chairs, car seats and car fabric interiors. Best used with the detergent function.</p> <p>Engage the detergent function. Turn vacuum on to high and steam pressure to high. Press and hold the trigger to let steam and detergent out while vacuuming.</p>
--	---	--------------------------------------	--