



# Sentinel®

## HIGH-PERFORMANCE OUTDOOR SWEEPER

- Deliver excellent sweeping performance in the harshest, most congested environments
- Achieve consistent cleaning results from all-weather sweeping capability
- Ensure a healthy and safe environment with improved air quality from a PM-10 certified dust control system
- Maximise operator comfort and safety with a full-view, cab-forward design

# A HIGH-PERFORMANCE, ALL-WEATHER OUTDOOR SWEEPER WITH EXCEPTIONAL DUST CONTROL FOR CLEANING IN HARSH, CONGESTED ENVIRONMENTS.



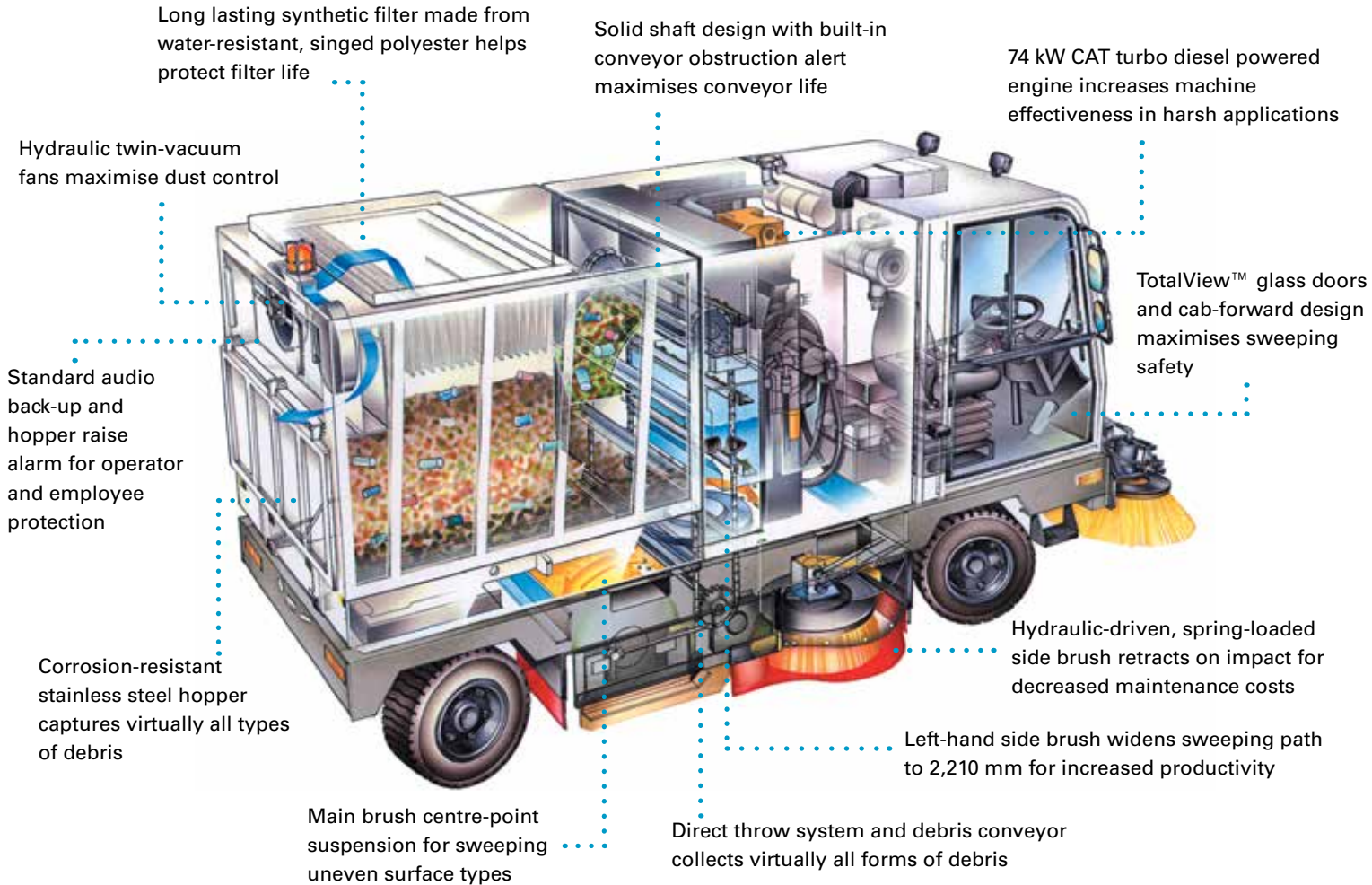
- **Main brush centre-point suspension** allows the main broom to follow the contours of uneven surfaces for optimum sweeping and dust control.
- **Hydraulic twin-vacuum dust control system** meets the most stringent PM-10 environmental air quality requirements.
- **Roomy, sealed pressurised cab interior** keeps noise and dust out for increased operator safety.
- **Separate vacuum fan shut-off** allows the operator to easily power off the vacuum fans when sweeping in wet conditions.
- **Pneumatic tyres with leaf-spring suspension** absorbs many road shocks for less vibration of components and operator comfort.
- **Optional Vario Sweeping Brush™** sweeps on both sides of the Sentinel with a 1,420 mm reach from the machine side to the outside tips of the brush.
- **Optional rear vision camera with an in-cab monitor** helps to provide 360° visibility around the machine for safe maneuvering.
- **Optional multi-level dump hopper** enables discharge into large roll offs and dump trucks preventing double handling of debris.
- **Optional front and rear warning lights** provide high visibility for maximum machine awareness.
- **Sentinel dust control configurations:**
  - Dry Side Brush Dust Control
  - Wet Side Brush Dust Control
  - Wet and Dry Side Brush Dust Control

INSIDE THE

# Sentinel<sup>®</sup>



**PowerVac**  
CLEANING EQUIPMENT & SERVICE



## REDUCE COST TO CLEAN

Keep costs low with a solid shaft design that increases conveyor life over previous models, reducing cost of ownership.



## HEALTH & SAFETY

Protect employees and facilities from potentially harmful dust with the unique, twin-vacuum, all weather dry dust control system with PM-10 certification.



## ENHANCE FACILITY IMAGE


Ensure your facilities are always looking great with a robust and proven design that enables you to sweep in any season.



## EASY OPERATION & MAINTENANCE


Deliver consistent sweeping results and easily maneuver through congested areas with four wheel power steering.

# ENGINEERED FOR PRODUCTIVITY AND VERSATILITY



VARIO SWEEPING BRUSH™

Optional Vario Sweeping Brush™ allows the Sentinel to collect debris from corners while keeping the sweeper from riding up on curbs; giving the operator the ability to sweep on top of curbs and around fixed obstacles for increased productivity and more effective sweeping.



OPTIONAL MULTI-LEVEL DUMP

Optional 2,900 mm multi-level dump, with hopper overload indicator, enables you to easily empty debris in most places you need.



4-WHEEL STEERING

4-Wheel power steering allows easy access to tight spaces by delivering a 3,960 mm turning radius with exceptional maneuverability.



ONE-TOUCH ACTIVATION

One touch activation simplifies operator training with controls that enable sweeping systems to be activated with a single button.

## SENTINEL® HIGH-PERFORMANCE OUTDOOR SWEEPER

### SWEEPING SYSTEM

Cleaning path	
Single side brush	1,750 mm
Dual side brushes	2,210 mm
With dual side brushes and Vario Sweeping Brush™	3,200 mm

### BRUSH DRIVE SYSTEM

Main brush length (tubular)	1,295 mm
Main brush lift	Hydraulic
Main brush diameter	610 mm
Side broom diameter (disk)	810 mm
Vario Sweeping Brush™ diameter	965 mm
Hopper volume capacity	2.6 m <sup>3</sup>
Hopper weight capacity (stainless steel)	
Low dump	3,175 kg
High dump	1,815 kg
Hopper dump height	
Low dump	1,015 mm
High dump	2,895 mm

### PROPELLING SYSTEM

Turbo Diesel, Caterpillar Engine	74 kW
Propel speed forward (variable to)	40 km/h
Propel type	Hydrostatic
Gradeability	
Full hopper	8° / 14%
Empty hopper	12° / 21%

### DUST CONTROL SYSTEM

Filter system	Dry-filtering
Filter type	Mildew resistant, synthetic envelope style
Filter area	21 m <sup>2</sup>
Dust filtration	PM-10 certified, AQMD-Rule 1186 Certified
Vacuum fan motor (2)	11 kW each

### MACHINE SPECIFICATIONS

Length	
Standard machine	4,445 mm
With Vario Sweeping Brush™	5,230 mm
Width	1,780 mm
Height	2,540 mm
Weight - net base machine	5,670 kg
Turning radius	4 m

### WARRANTY

See your local representative for warranty information.

Specifications subject to change without notice.

## SEEING IS BELIEVING

For a demonstration or additional information, email us at

[info@powervac.com.au](mailto:info@powervac.com.au)



**PowerVac**  
CLEANING EQUIPMENT & SERVICE  
[www.powervac.com.au](http://www.powervac.com.au)

PO Box 1031, Osborne Park DC, Western Australia, 6916  
Cnr Hutton & Howe St, Osborne Park, Western Australia 6017

**P** ++61 8 9242 4751

**E** [info@powervac.com.au](mailto:info@powervac.com.au)

**F** ++61 8 9242 4752

**ABN** 51 009 277 356